




National Center for Postsecondary Research

[www.PostsecondaryResearch.org](http://www.PostsecondaryResearch.org)

CITY UNIVERSITY OF NEW YORK  
ACCELERATED STUDY IN ASSOCIATE  
PROGRAMS (ASAP)






# ASAP History


- **2007:**
  - January: CUNY funded by Mayor's Center for Economic Opportunity (CEO) at \$6.5 million annual budget for three years
  - September: ASAP launched with 1,132 fully skills proficient students-\* across all six CUNY community colleges
- **Goal:** At least 50% of students will complete an Associate's degree within three years ready to transfer to a baccalaureate program and/or enter the workforce

*\*-28% of fall 2007 ASAP students had some developmental needs when recruited and addressed over summer.*



# ASAP History

- **2009:** ASAP begins to admit students with developmental needs
- **2010:**
  - Spring: ASAP exceeds 3-year graduation goal with fall 2007 cohort
  - July: ASAP funding made a permanent allocation to CUNY
- **2011:**
  - August: Fall 2009 cohort demonstrates 2-year graduation rate four times higher than comparison group
  - October: CUNY Chancellor announces plans to expand ASAP



# ASAP Theory of Action

- Remove financial barriers to full-time study +
- Provide comprehensive, well-coordinated support services+
- Establish clear expectations for all students+
- Build community through cohort model =

*Better engaged students who graduate in a timely manner*



# ASAP Design Principles

- Required full-time study
- Consolidated class schedule
- Cohort design by major
- Winter and summer course taking
- Dedicated full-time staff at each college



# ASAP Design Principles

## ➤ **ASAP Financial Resources:**

- Tuition waivers for financial aid-eligible students
- Free use of textbooks
- Monthly MTA MetroCards

## ➤ **ASAP Services:**

- Case management advisement
- Faculty engagement
- ASAP Seminar
- Academic support services
- Career development services
- Special programs



# ASAP Evaluation

- ***Analysis Conducted by ASAP Research/Evaluation Staff:***
  - Constructed comparison groups using CUNY data
  - Propensity Score Matching and Optimal Full Matching
  - All analysis reviewed by CUNY Central, CEO, Metis Associates (CEO's external evaluator), and colleges
  - Annual surveys and focus groups
  
- ***Five-year Random assignment study led by MDRC***
  
- ***Cost-benefit Study underway led by Dr. Henry Levin, Center for Benefit Cost Studies in Education, Teachers College***

# SUMMARY PROFILE: COHORT ONE ASAP AND COMPARISON GROUP STUDENTS




		Fall 2007 ASAP	Fall 2006 Comparison Group
Total Enrollment	N	1,132	1,791
<b>Gender</b>			
Male	%	45.6	46.8
Female	%	54.4	53.2
<b>Race/Ethnicity</b>			
American Indian/Native Alaskan	%	0.2	0.2
Asian/Pacific Islander	%	10.2	15.6
Black	%	31.5	26.8
Hispanic	%	37.2	29.2
White	%	20.8	28.2
<b>Age Group</b>			
18 or younger	%	58.3	35.1
19 or 20	%	22.2	36.1
21 to 23	%	8.5	16.5
24 or older	%	11.0	12.3
Median Age	median	19	20
Mean Age	mean	20	21
Receiving a Pell Grant*	%	57.9	67.1
Income	median	\$35,008	\$29,231**
<b>Admission Type</b>			
First-Time Freshmen	%	75.2	36.9
Transfer Students	%	9.5	22.3
Continuing Students	%	15.3	40.8

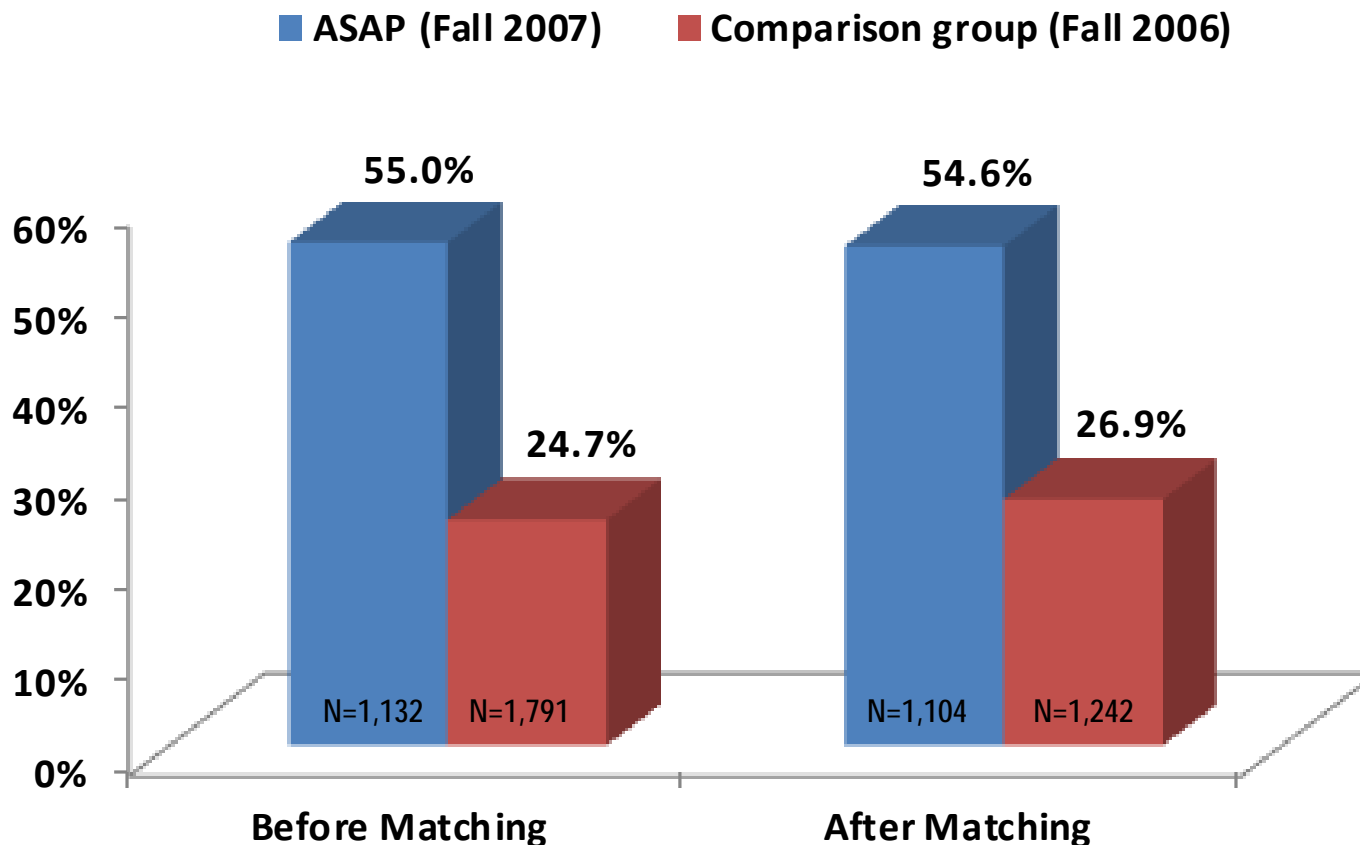
\*Based on dependent students only.

\*\*Based on 2007 comparison group's income because income data for 2006 comparison group was not available. Fall 2007 comparison group students met the same criteria as ASAP students but chose not to enroll in ASAP.





# ASAP COHORT ONE THREE-YEAR GRADUATION RATE: BEFORE AND AFTER OPTIMAL FULL MATCHING




**Statistical Mean Difference = 28.4 Percentage Points,  $p < 0.05$**

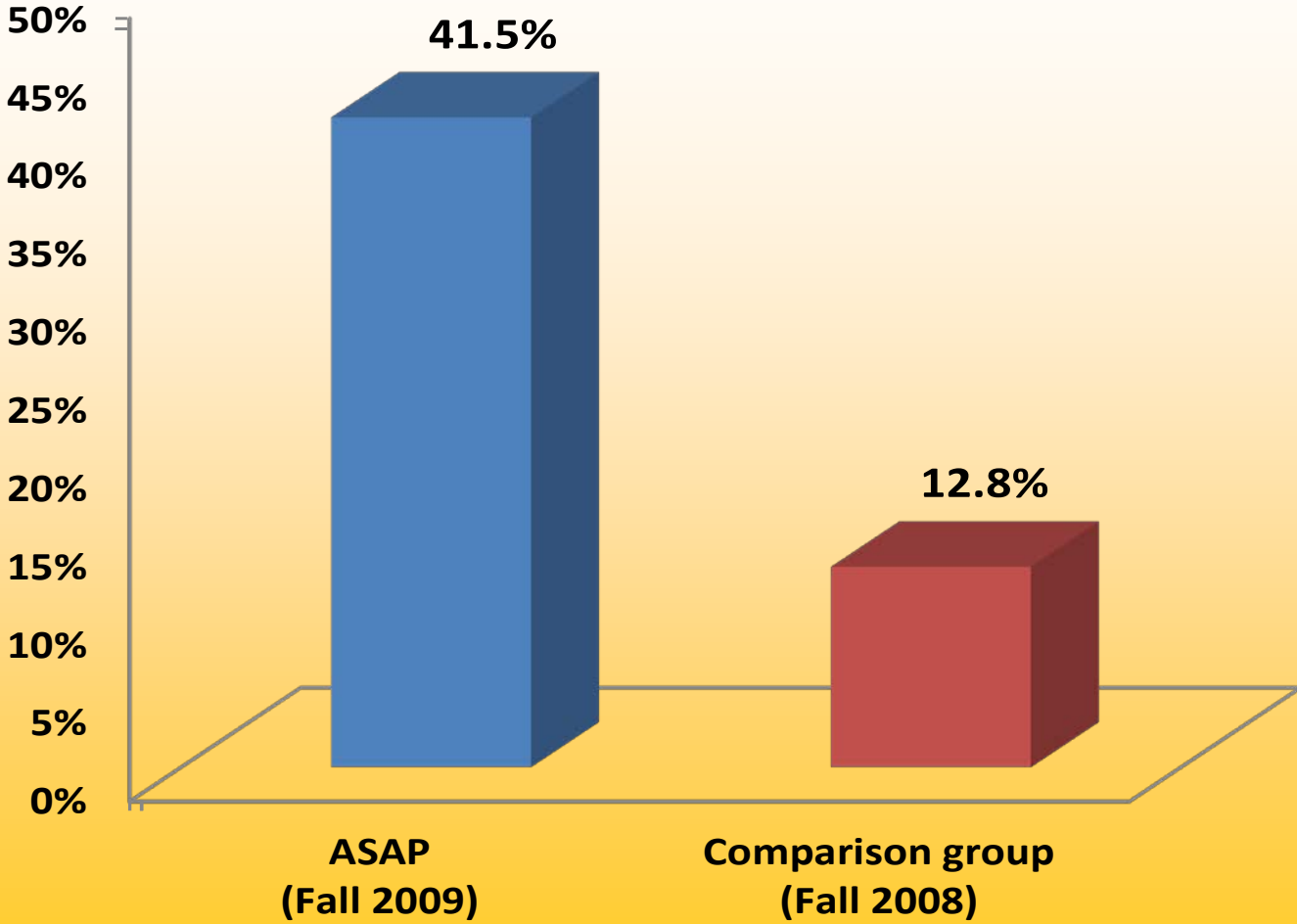
# SUMMARY PROFILE: COHORT TWO ASAP AND COMPARISON GROUP STUDENTS

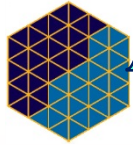


		Cohort 2 ASAP Students	Fall 2008 Comparison Group Students*
Total Enrollment	N	429	1,510
<b>Gender</b>			
Male	%	40.1	38.1
Female	%	59.9	61.9
<b>Ethnicity</b>			
American Indian/Native Alaskan	%	0.2	0.5
Asian/Pacific Islander	%	9.8	16.8
Black	%	35.4	27.6
Hispanic	%	37.5	41.2
White	%	17.0	13.9
<b>Age Group</b>			
18 or younger	%	41.0	33.2
19	%	18.2	17.8
20 to 22	%	18.4	25.8
23 to 29	%	13.1	15.7
30 or older	%	9.3	7.5
Mean Age	mean	22	21
<b>Admission Type</b>			
First-time Freshmen	%	69.5	50.5
Transfer Students	%	7.0	17.5
Continuing Students	%	23.5	32.0
Developmental Students <sup>1</sup>	%	76.7	75.8
Pell Receipt	%	84.6	90.5
<b>Household Income</b>			
Dependent Students <sup>2</sup>	mean	26,103	26,042
Independent Students	mean	13,050	11,832

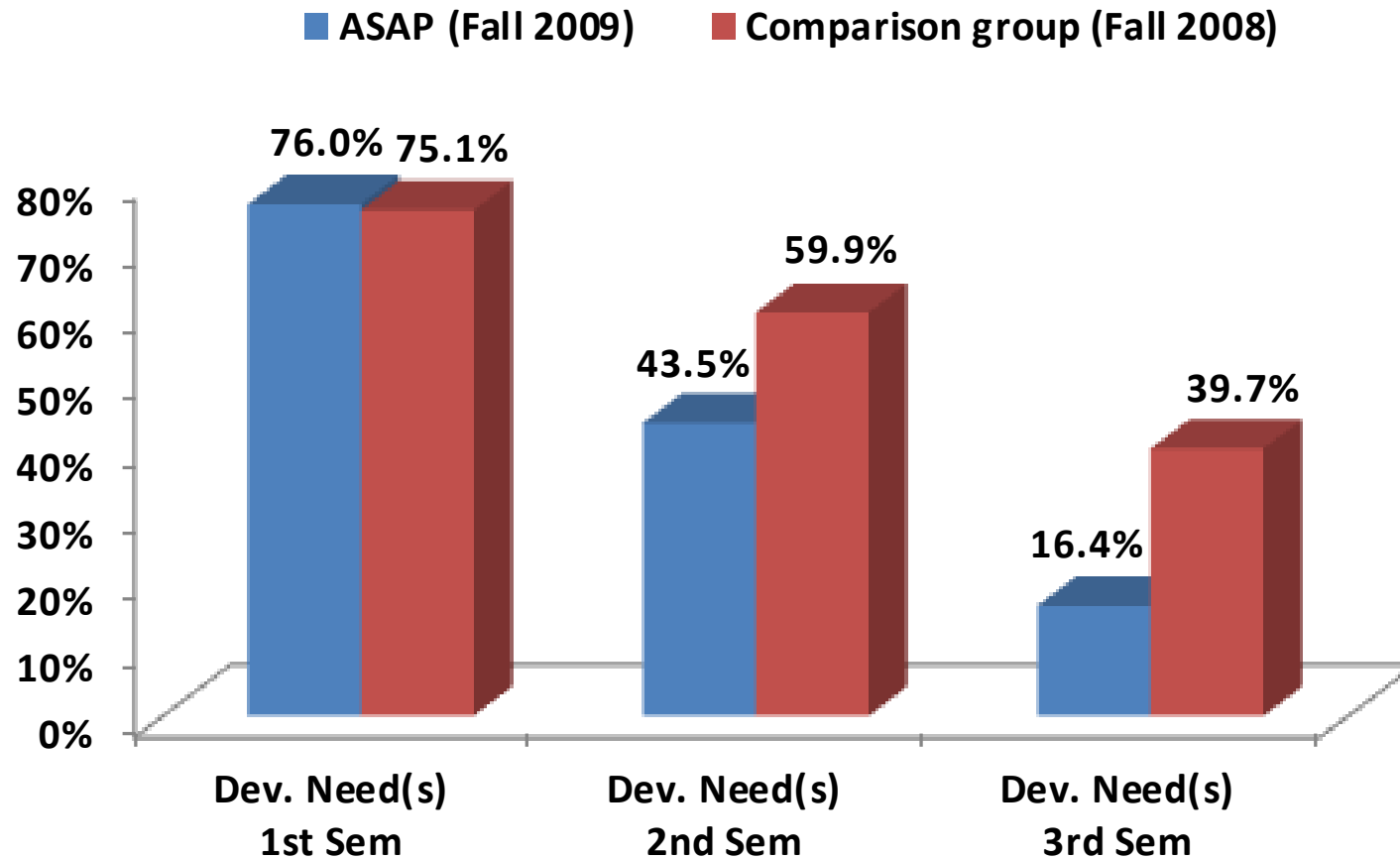



# 2.5-YEAR GRADUATION RATE OF ASAP COHORT TWO STUDENTS -- PRELIMINARY DATA



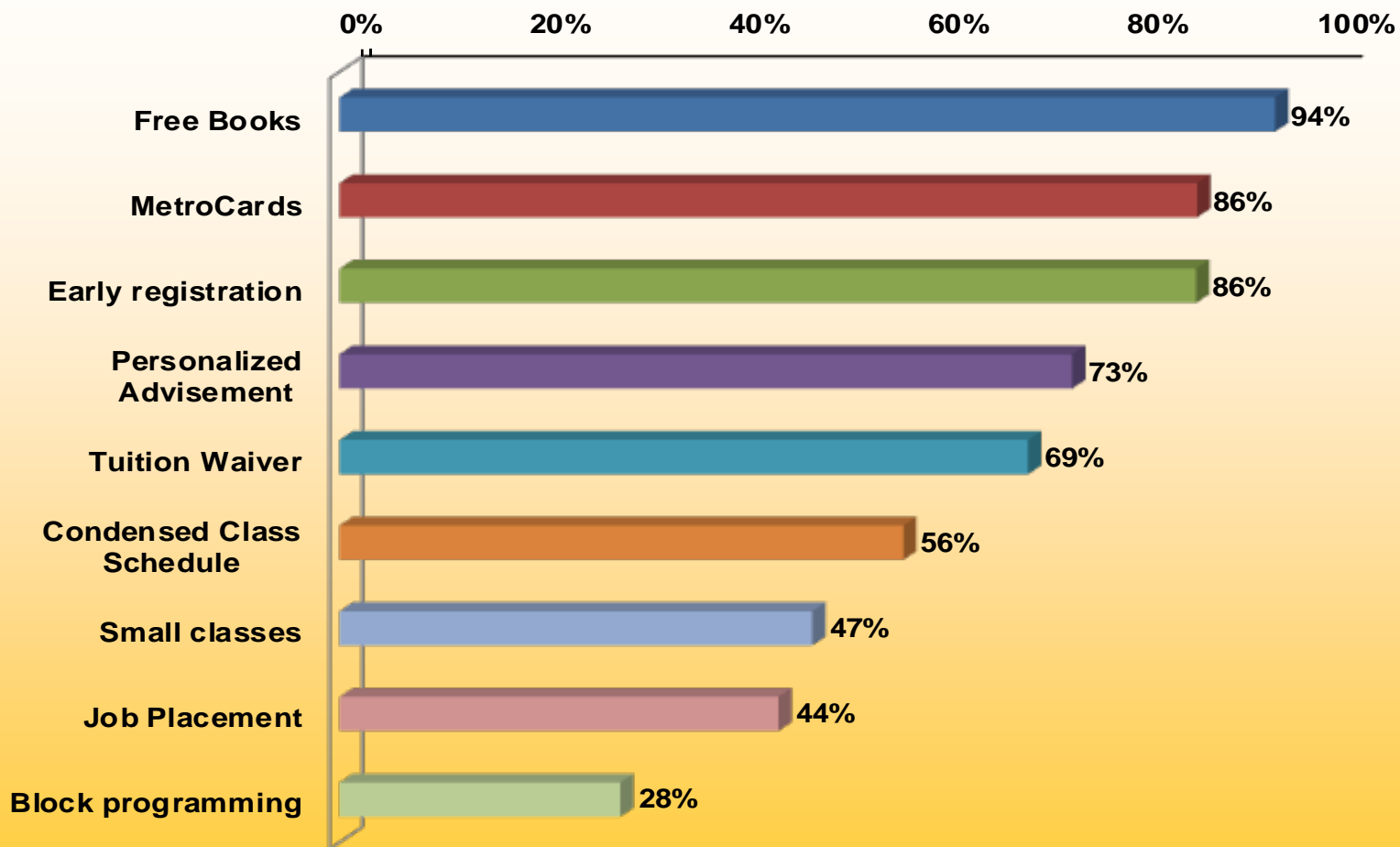


# ONE-YEAR BASIC SKILLS PROFICIENCY CHANGE: ASAP COHORT TWO AND COMPARISON GROUP STUDENTS





## FALL 2009 COHORT 2: “VERY IMPORTANT” RESOURCES IN DECISION TO JOIN ASAP





# ASAP Updates

- Expanding ASAP at six existing community colleges
- 1,300→4,000 students by fall 2014; 1,500 for fall 2012
- Additional public/private funds being raised by CUNY Academic Affairs
- Central & college engaged in structured planning process
- Citywide outreach campaign featuring ASAP students
- NYC Center for Economic Opportunity provided additional funds to support expansion planning, and fall 2012 recruitment/outreach



DONNA LINDERMAN  
UNIVERSITY EXECUTIVE DIRECTOR ASAP  
CUNY OFFICE OF ACADEMIC AFFAIRS  
(718) 254-7266

[DONNA.LINDERMAN@MAIL.CUNY.EDU](mailto:DONNA.LINDERMAN@MAIL.CUNY.EDU)

[WWW.CUNY.EDU/ASAP](http://WWW.CUNY.EDU/ASAP)

*FOLLOW ASAP!*

